

PURSUANT TO A.R.S. §38-431.01, THE GILA COUNTY BOARD OF SUPERVISORS WILL HOLD AN OPEN MEETING AT THE GILA COUNTY COURTHOUSE, BOARD OF SUPERVISORS' HEARING ROOM, 1400 EAST ASH STREET, GLOBE, ARIZONA. ONE OR MORE BOARD MEMBERS MAY PARTICIPATE IN THE MEETING BY TELEPHONE CONFERENCE CALL OR BY INTERACTIVE TELEVISION VIDEO (ITV). THE AGENDA IS AS FOLLOWS:

**SPECIAL MEETING - FRIDAY, SEPTEMBER 6, 2019 - 9:00
A.M.
REVISED**

1. **CALL TO ORDER - PLEDGE OF ALLEGIANCE**

2. **REGULAR AGENDA ITEMS:**
 - A. Information/Discussion/Action to approve revised Exhibit A of Resolution No. 19-08-04 which is the FY 2019-2020 Tax Levies and Tax Rate Table to reflect tax rate corrections to certain special taxing districts. **(Maryn Belling)**

3. **CALL TO THE PUBLIC:** A call to the public is held for public benefit to allow individuals to address the Board of Supervisors on any issue within the jurisdiction of the Board of Supervisors. Board members may not discuss items that are not specifically identified on the agenda. Therefore, pursuant to A.R.S. §38-431.01(H), at the conclusion of an open call to the public, individual members of the Board of Supervisors may respond to criticism made by those who have addressed the Board, may ask staff to review a matter or may ask that a matter be put on a future agenda for further discussion and decision at a future date.

4. At any time during this meeting pursuant to A.R.S. §38-431.02(K), members of the Board of Supervisors and the County Manager may present a brief summary of current events. No action may be taken on information presented.

IF SPECIAL ACCOMMODATIONS ARE NEEDED, PLEASE CONTACT THE RECEPTIONIST AT (928) 425-3231 AS EARLY AS POSSIBLE TO ARRANGE THE ACCOMMODATIONS. FOR TTY, PLEASE DIAL 7-1-1 TO REACH THE ARIZONA RELAY SERVICE AND ASK THE OPERATOR TO CONNECT YOU TO (928) 425-3231.

THE BOARD MAY VOTE TO HOLD AN EXECUTIVE SESSION FOR THE PURPOSE OF OBTAINING LEGAL ADVICE FROM THE BOARD'S ATTORNEY ON ANY MATTER LISTED ON THE AGENDA PURSUANT TO A.R.S. §38-431.03(A)(3).

THE ORDER OR DELETION OF ANY ITEM ON THIS AGENDA IS SUBJECT TO MODIFICATION AT THE MEETING.

ARF-5664

Regular Agenda Item 2. A.

Special BOS Meeting

Meeting Date: 09/06/2019

Submitted For: Mary Springer, Finance Director

Submitted By: Marian Sheppard, Clerk of the Board

Department: Finance

Information

Request/Subject

Approve revised Exhibit A of Resolution 19-08-04, which is the FY 2019-2020 Tax Levies and Tax Rates Table to reflect the correct tax levy rates for the Tonto Basin Fire District, Tri-City Fire District, Water Wheel Fire and Medical District, Christopher Kohls Fire District, and Pleasant Valley Fire District.

Background Information

Each year the Board of Supervisors approves the Tax Levies and Tax Rates Table which sets the tax rates for the upcoming year for each jurisdiction. On August 19, 2019, the Board of Supervisors adopted Resolution 19-08-04 providing for the collection of taxes for the jurisdictions listed on Exhibits A and B of the Resolution. The Gila County Finance Department was made aware that there were four (4) secondary tax districts whose levy rates were incorrectly reported on Exhibit A. The timing of this correction is prior to any tax bills being computed, printed, or issued to Gila County taxpayers & property owners.

Evaluation

The Board of Supervisors needs to approve revised Exhibit A to Resolution No. 19-08-04 which shows the corrected tax information for the Tonto Basin Fire District, Tri-City Fire District, Water Wheel Fire and Medical District, Christopher Kohls Fire District, and Pleasant Valley Fire District.

Conclusion

After revised Exhibit A to Resolution No. 19-08-04 is approved by the Board of Supervisors, the Resolution with revised Exhibit A and the existing Exhibit B will be re-recorded.

Recommendation

The Finance Director recommends that the Board of Supervisors approve revised Exhibit A of Resolution 19-08-04.

Suggested Motion

Information/Discussion/Action to approve revised Exhibit A of Resolution No. 19-08-04 which is the FY 2019-2020 Tax Levies and Tax Rate Table to reflect tax rate corrections to certain special taxing districts. **(Maryn Belling)**

Attachments

Exhibits A (Revised) and B to Resolution No. 19-08-04

Adopted Resolution No. 19-08-04

Exhibit A - Tax Levies & Rates

GILA COUNTY, ARIZONA Net Assessed Valuations Revised Tax Levies and Tax Rates Tax Year 2019 (Fiscal Year 2019-20)					
Tax Authority		Primary - Secondary	Net Assessed Valuation	Levy Amount	Tax Rate
STATE OF ARIZONA					
02002	School Equalization	LPV (Primary)	\$ 519,905,408	\$ 2,373,888	0.4566
GILA COUNTY					
02000	Gila County General Purpose	LPV (Primary)	\$ 519,905,408	\$ 21,784,037	4.1900
52000	Gila County	LPV (Secondary)	\$ 519,905,408	\$ -	-
COUNTY-WIDE DISTRICTS					
08150	Gila Community College	LPV (Primary)	\$ 519,905,408	\$ 4,979,654	0.9578
11900	Fire District Assistance Tax	LPV (Secondary)	\$ 519,905,408	\$ 519,905	0.1000
14900	Gila County Library District	LPV (Secondary)	\$ 519,905,408	\$ 1,236,335	0.2378
FIRE DISTRICTS					
11202	Tri-City/Central Heights	LPV (Secondary)	\$ 26,812,553	\$ 777,564	2.9000
11204	East Verde Park	LPV (Secondary)	\$ 2,053,366	\$ 66,734	3.2500
11205	Pine/Strawberry	LPV (Secondary)	\$ 65,809,857	\$ 2,303,345	3.5000
11207	Whispering Pines	LPV (Secondary)			
11208	Houston Mesa	LPV (Secondary)	\$ 4,171,451	\$ 135,572	3.2500
11212	Christopher Kohl's	LPV (Secondary)	\$ 19,736,151	\$ 601,953	3.0500
11213	Tonto Basin	LPV (Secondary)	\$ 16,507,624	\$ 536,498	3.2500
11214	Gisela Valley	LPV (Secondary)	\$ 1,539,558	\$ 40,000	2.5981
11215	Round Valley/Oxbow Estates	LPV (Secondary)	\$ 5,741,678	\$ 134,929	2.3500
11216	Pleasant Valley	LPV (Secondary)	\$ 7,490,752	\$ 122,848	1.6400
11217	Beaver Valley	LPV (Secondary)			
11218	Hellsgate	LPV (Secondary)	\$ 25,367,373	\$ 824,440	3.2500
11219	Water Wheel Fire and Medical	LPV (Secondary)	\$ 12,967,767	\$ 421,452	3.2500
SANITARY DISTRICTS					
21251	Northern Gila County	LPV (Secondary)	\$ 184,410,955	\$ 2,083,844	1.1300
21255	Tri-City Regional	LPV (Secondary)	\$ 15,329,735	\$ 186,000	1.2133
STREET LIGHTING DISTRICTS					
13252	Pine SLID	LPV (Secondary)	\$ 1,362,888	\$ 1,805	0.1324
13253	Miami Gardens SLID	LPV (Secondary)	\$ 292,044	\$ 2,989	1.0235
13254	Apache Hills SLID	LPV (Secondary)	\$ 131,522	\$ 3,125	2.3760
13255	East Verde Park SLID	LPV (Secondary)	\$ 2,053,366	\$ 4,158	0.2025
13257	Upper Glendale SLID	LPV (Secondary)	\$ 91,822	\$ 1,315	1.4321
13258	Claypool Lower Miami SLID	LPV (Secondary)	\$ 4,145,354	\$ 23,012	0.5551
13259	Central Heights Country Club Midland City SLID	LPV (Secondary)	\$ 3,569,839	\$ 16,032	0.4491
WATER DISTRICTS					
16040	Pine Strawberry DWID	LPV (Secondary)	\$ 57,311,445	\$ 801,271	1.3981
16090	Pine Creek Canyon DWID	LPV (Secondary)	\$ 3,375,835	\$ 90,000	2.6660
16120	Whispering Pines DWID	LPV (Secondary)	\$ 3,176,273	\$ 6,353	0.2000
16001	Rim Trail DWID	LPV (Secondary)	\$ 2,111,483	\$ -	-
16060	Strawberry Hollow Wastewater		\$ 1,069,536	\$ -	-
16050	Tonto Village DWID	LPV (Secondary)	\$ 1,839,487	\$ 34,000	1.8483
CITIES AND TOWNS					
04151	City of Globe	LPV (Primary)	\$ 40,546,984	\$ 520,015	1.2825
04152	Town of Hayden	LPV (Primary)	\$ 7,231,439	\$ 614,672	8.5000
04153	Town of Miami	LPV (Primary)	\$ 3,917,328	\$ 176,000	4.4929
04154	Town of Winkelman	LPV (Primary)	\$ 675,752	\$ 45,140	6.6800
04155	Town of Payson	LPV (Primary)	\$ 192,004,890	\$ 690,066	0.3594
04156	Town of Star Valley	LPV (Primary)	\$ 17,556,900		

Exhibit B - Schools

GILA COUNTY, ARIZONA Net Assessed Valuations Tax Levies and Tax Rates Tax Year 2019 (Fiscal Year 2019-20)						
Tax Authority		Primary - Secondary	Net Assessed Valuation	Levy Amount	Tax Rate	Total Tax Rate
SCHOOL DISTRICTS						
05005	Young SD #5	Primary	17,840,558	\$ 1,163,490	6.5216	
05005	Young SD #5 A.R.S. 15-992(B)	Primary	17,840,558	\$ -	-	6.5216
55005	Young SD #5	Secondary	17,840,558	\$ -	-	-
05012	Pine-Strawberry SD #12	Primary	66,242,400	\$ 3,094,315	4.6712	
05012	Pine-Strawberry SD #12 A.R.S. 15-992(B)	Primary	66,242,400	\$ 266,228	0.4019	5.0731
55012	Pine-Strawberry SD #12	Secondary	66,242,400	\$ -	-	-
05033	Tonto Basin SD #33	Primary	14,242,997	\$ 971,885	6.8236	6.8236
55033	Tonto Basin SD #33	Secondary	14,242,997	\$ -	-	-
07001	Globe SD #1	Primary	50,333,505	\$ 2,449,228	4.8660	4.8660
57001	Globe SD #1	Secondary	50,333,505	\$ -	-	-
07010	Payson SD #10	Primary	270,447,588	\$ 10,399,251	3.8452	3.8452
57010	Payson SD #10	Secondary	270,447,588	\$ 4,472,392	1.6537	1.6537
07020	San Carlos SD #20	Primary	2,298,808	\$ -	-	-
57020	San Carlos SD #20	Secondary	2,298,808	\$ -	-	-
07040	Miami SD #40	Primary	77,324,075	\$ 3,280,474	4.2425	4.2425
57040	Miami SD #40	Secondary	77,324,075	\$ 568,487	0.7352	0.7352
07041	Hayden-Winkelman SD #41	Primary	21,175,479	\$ 2,517,235	11.8875	11.8875
57041	Hayden-Winkelman SD #41	Secondary	21,175,479	\$ -	-	-
30003	CVIT	Secondary	151,131,867	\$ 75,566	0.0500	0.0500
30001	NAVIT	Secondary	270,447,588	\$ 135,224	0.0500	0.0500

GILA COUNTY, ARIZONA
Net Assessed Valuations
Tax Levies and Tax Rates
Tax Year 2019 (Fiscal Year 2019-20)

Tax Authority		Purpose	Primary - Secondary	Net Assessed Valuation	Levy Amount	Tax Rate	Total Tax Rate
SCHOOL DISTRICTS							
05005	Young SD #5	Lesser of QTR or DSL/EBTR	Primary	17,840,558	\$ 348,444	1.9531	
05005	Young SD #5	A.R.S. 15-992(F)(1)	Primary	17,840,558	\$ 119,050	0.6673	
05005	Young SD #5	A.R.S. 15-992(F)(2-9)	Primary	17,840,558	\$ 703,061	3.9408	
05005	Young SD #5	Reduction to Maximum Allowable per ARS 42.17151	Primary	17,840,558	\$ (7,065)	(0.0396)	6.5216
05005	Young SD #5	A.R.S. 15-992(B)	Primary	17,840,558	\$ -	-	
55005	Young SD #5	Override	Secondary	17,840,558	\$ -	-	-
05012	Pine SD #12	Lesser of QTR or DSL/EBTR	Primary	66,242,400	\$ 989,330	1.4935	
05012	Pine SD #12	A.R.S. 15-992(F)(1)	Primary	66,242,400	\$ 142,487	0.2151	
05012	Pine SD #12	A.R.S. 15-992(F)(2-9)	Primary	66,242,400	\$ 1,962,497	2.9626	
05012	Pine-Strawberry SD #12	A.R.S. 15-992(B)	Primary	66,242,400	\$ 266,228	0.4019	5.0731
55012	Pine SD #12	Override	Secondary	66,242,400	\$ -	-	-
05033	Tonto Basin SD #33	Lesser of QTR or DSL/EBTR	Primary	14,242,997	\$ 395,428	2.7763	
05033	Tonto Basin SD #33	A.R.S. 15-992(F)(1)	Primary	14,242,997	\$ 21,778	0.1529	
05033	Tonto Basin SD #33	A.R.S. 15-992(F)(2-9)	Primary	14,242,997	\$ 510,648	3.8944	
55033	Tonto Basin SD #33	Override	Secondary	14,242,997	\$ -	-	6.8236
07001	Globe SD #1	Lesser of QTR or DSL/EBTR	Primary	50,333,505	\$ 1,908,043	3.7908	4.8660
07001	Globe SD #1	A.R.S. 15-992(F)(1)	Primary	50,333,505	\$ 517,328	1.0278	
07001	Globe SD #1	A.R.S. 15-992(F)(2-9)	Primary	50,333,505	\$ 23,858	0.0474	
57001	Globe SD #1	Debt Service	Secondary	50,333,505	\$ -	-	-
07010	Payson SD #10	Lesser of QTR or DSL/EBTR	Primary	270,447,588	\$ 10,130,696	3.7459	
07010	Payson SD #10	A.R.S. 15-992(F)(1)	Primary	270,447,588	\$ 268,554	0.0993	
07010	Payson SD #10	A.R.S. 15-992(F)(2-9)	Primary	270,447,588	\$ -	-	
57010	Payson SD #10	Override	Secondary	270,447,588	\$ 1,369,276	0.5063	3.8452
57010	Payson SD #10	Debt Service	Secondary	270,447,588	\$ 3,103,116	1.1474	
07020	San Carlos SD #20	Lesser of QTR or DSL/EBTR	Primary	2,298,808	\$ -	-	
07020	San Carlos SD #20	A.R.S. 15-992(F)(1)	Primary	2,298,808	\$ -	-	
07020	San Carlos SD #20	A.R.S. 15-992(F)(2-9)	Primary	2,298,808	\$ -	-	
57020	San Carlos SD #20	Debt Service	Secondary	2,298,808	\$ -	-	-
57020	San Carlos SD #20	Override	Secondary	2,298,808	\$ -	-	
07040	Miami SD #40	Lesser of QTR or DSL/EBTR	Primary	77,324,075	\$ 2,931,201	3.7908	
07040	Miami SD #40	A.R.S. 15-992(F)(1)	Primary	77,324,075	\$ 305,507	0.3951	
07040	Miami SD #40	A.R.S. 15-992(F)(2-9)	Primary	77,324,075	\$ 43,765	0.0566	
57040	Miami SD #40	Override	Secondary	77,324,075	\$ 568,487	0.7352	4.2425
07041	Hayden-Winkelman SD #41	Lesser of QTR or DSL/EBTR	Primary	21,175,479	\$ 802,720	3.7908	
07041	Hayden-Winkelman SD #41	A.R.S. 15-992(F)(1)	Primary	21,175,479	\$ 380,883	1.7987	
07041	Hayden-Winkelman SD #41	A.R.S. 15-992(F)(2-9)	Primary	21,175,479	\$ 1,333,632	6.2980	
57041	Hayden-Winkelman SD #41	Debt Service	Secondary	21,175,479	\$ -	-	11.8875
57041	Hayden-Winkelman SD #41	Repay State	Secondary	21,175,479	\$ -	-	
30003	CVIT	Joint Technology District Arrangement	Secondary	151,131,867	\$ 75,566	0.0500	0.0500
30001	NAVIT	Joint Technology District Arrangement	Secondary	270,447,588	\$ 135,224	0.0500	0.0500



RESOLUTION NO. 19-08-04

A RESOLUTION OF THE BOARD OF SUPERVISORS OF GILA COUNTY, ARIZONA, PROVIDING FOR THE COLLECTION OF TAXES FOR ALL JURISDICTIONS BY THE COUNTY TREASURER FOR FISCAL YEAR 2020.


WHEREAS, the Gila County Board of Supervisors has received notification of tax rates set by all jurisdictions within Gila County, and has compiled said tax rate information by jurisdiction in Exhibits A and B, attached hereto and incorporated by reference herein;


NOW, THEREFORE, BE IT RESOLVED that, in accordance with A.R.S. §42-18003, the Board of Supervisors adopts this Resolution calling for the collection of taxes for the jurisdictions listed in Exhibits A and B by the County Treasurer as provided by law from the persons named in the tax roll and directs that a copy of this Resolution be conveyed to the County Treasurer.

PASSED AND ADOPTED this 19th day of August 2019, by the Board of Supervisors, at Globe, Gila County, Arizona.

Attest:

GILA COUNTY BOARD OF SUPERVISORS


Marian Sheppard, Clerk


Tim R. Humphrey, Chairman

Approved as to form:

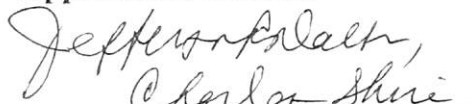

The Gila County Attorney's Office

Exhibit A - Tax Levies & Rates

GILA COUNTY, ARIZONA Net Assessed Valuations Tax Levies and Tax Rates Tax Year 2019 (Fiscal Year 2019-20)					
Tax Authority		Primary - Secondary	Net Assessed Valuation	Levy Amount	Tax Rate
STATE OF ARIZONA					
02002	School Equalization	LPV (Primary)	\$ 519,905,408	\$ 2,373,888	0.4566
GILA COUNTY					
02000	Gila County General Purpose	LPV (Primary)	\$ 519,905,408	\$ 21,784,037	4.1900
52000	Gila County	LPV (Secondary)	\$ 519,905,408	\$ -	-
COUNTY-WIDE DISTRICTS					
08150	Gila Community College	LPV (Primary)	\$ 519,905,408	\$ 4,979,654	0.9578
11900	Fire District Assistance Tax	LPV (Secondary)	\$ 519,905,408	\$ 519,905	0.1000
14900	Gila County Library District	LPV (Secondary)	\$ 519,905,408	\$ 1,236,335	0.2378
FIRE DISTRICTS					
11202	Tri-City/Central Heights	LPV (Secondary)	\$ 26,812,553	\$ 706,544	2.6351
11204	East Verde Park	LPV (Secondary)	\$ 2,053,366	\$ 66,734	3.2500
11205	Pine/Strawberry	LPV (Secondary)	\$ 65,809,857	\$ 2,303,345	3.5000
11207	Whispering Pines	LPV (Secondary)			
11208	Houston Mesa	LPV (Secondary)	\$ 4,171,451	\$ 135,572	3.2500
11212	Christopher Kohl's	LPV (Secondary)	\$ 19,736,151	\$ 594,058	3.0100
11213	Tonto Basin	LPV (Secondary)	\$ 16,507,624	\$ 534,825	3.2399
11214	Gisela Valley	LPV (Secondary)	\$ 1,539,558	\$ 40,000	2.5981
11215	Round Valley/Oxbow Estates	LPV (Secondary)	\$ 5,741,678	\$ 134,929	2.3500
11216	Pleasant Valley	LPV (Secondary)	\$ 7,490,752	\$ 117,008	1.5620
11217	Beaver Valley	LPV (Secondary)			
11218	Hellsgate	LPV (Secondary)	\$ 25,367,373	\$ 824,440	3.2500
11219	Water Wheel Fire and Medical	LPV (Secondary)	\$ 12,967,767	\$ 408,485	3.1500
SANITARY DISTRICTS					
21251	Northern Gila County	LPV (Secondary)	\$ 184,410,955	\$ 2,083,844	1.1300
21255	Tri-City Regional	LPV (Secondary)	\$ 15,329,735	\$ 186,000	1.2133
STREET LIGHTING DISTRICTS					
13252	Pine SLID	LPV (Secondary)	\$ 1,362,888	\$ 1,805	0.1324
13253	Miami Gardens SLID	LPV (Secondary)	\$ 292,044	\$ 2,989	1.0235
13254	Apache Hills SLID	LPV (Secondary)	\$ 131,522	\$ 3,125	2.3760
13255	East Verde Park SLID	LPV (Secondary)	\$ 2,053,366	\$ 4,158	0.2025
13257	Upper Glendale SLID	LPV (Secondary)	\$ 91,822	\$ 1,315	1.4321
13258	Claypool Lower Miami SLID	LPV (Secondary)	\$ 4,145,354	\$ 23,012	0.5551
13259	Central Heights Country Club Midland City SLID	LPV (Secondary)	\$ 3,569,839	\$ 16,032	0.4491
WATER DISTRICTS					
16040	Pine Strawberry DWID	LPV (Secondary)	\$ 57,311,445	\$ 801,271	1.3981
16090	Pine Creek Canyon DWID	LPV (Secondary)	\$ 3,375,835	\$ 90,000	2.6660
16120	Whispering Pines DWID	LPV (Secondary)	\$ 3,176,273	\$ 6,353	0.2000
16001	Rim Trail DWID	LPV (Secondary)	\$ 2,111,483	\$ -	-
16060	Strawberry Hollow Wastewater		\$ 1,069,536	\$ -	-
16050	Tonto Village DWID	LPV (Secondary)	\$ 1,839,487	\$ 34,000	1.8483
CITIES AND TOWNS					
04151	City of Globe	LPV (Primary)	\$ 40,546,984	\$ 520,015	1.2825
04152	Town of Hayden	LPV (Primary)	\$ 7,231,439	\$ 614,672	8.5000
04153	Town of Miami	LPV (Primary)	\$ 3,917,328	\$ 176,000	4.4929
04154	Town of Winkelman	LPV (Primary)	\$ 675,752	\$ 45,140	6.6800
04155	Town of Payson	LPV (Primary)	\$ 192,004,890	\$ 690,066	0.3594
04156	Town of Star Valley	LPV (Primary)	\$ 17,556,900		

Exhibit B - Schools

GILA COUNTY, ARIZONA Net Assessed Valuations Tax Levies and Tax Rates Tax Year 2018 (Fiscal Year 2019-20)						
Tax Authority	Primary - Secondary	Net Assessed Valuation	Levy Amount	Tax Rate	Total Tax Rate	
SCHOOL DISTRICTS						
05005	Young SD #5	Primary	17,840,558	\$ 1,163,490	6.5216	
05005	Young SD #5 A.R.S. 15-992(B)	Primary	17,840,558	\$ -	-	6.5216
55005	Young SD #5	Secondary	17,840,558	\$ -	-	-
05012	Pine-Strawberry SD #12	Primary	66,242,400	\$ 3,094,315	4.6712	
05012	Pine-Strawberry SD #12 A.R.S. 15-992(B)	Primary	66,242,400	\$ 266,228	0.4019	5.0731
55012	Pine-Strawberry SD #12	Secondary	66,242,400	\$ -	-	-
05033	Tonto Basin SD #33	Primary	14,242,997	\$ 971,885	6.8236	6.8236
55033	Tonto Basin SD #33	Secondary	14,242,997	\$ -	-	-
07001	Globe SD #1	Primary	50,333,505	\$ 2,449,228	4.8660	4.8660
57001	Globe SD #1	Secondary	50,333,505	\$ -	-	-
07010	Payson SD #10	Primary	270,447,588	\$ 10,399,251	3.8452	3.8452
57010	Payson SD #10	Secondary	270,447,588	\$ 4,472,392	1.6537	1.6537
07020	San Carlos SD #20	Primary	2,298,808	\$ -	-	-
57020	San Carlos SD #20	Secondary	2,298,808	\$ -	-	-
07040	Miami SD #40	Primary	77,324,075	\$ 3,280,474	4.2425	4.2425
57040	Miami SD #40	Secondary	77,324,075	\$ 568,487	0.7352	0.7352
07041	Hayden-Winkelman SD #41	Primary	21,175,479	\$ 2,517,235	11.8875	11.8875
57041	Hayden-Winkelman SD #41	Secondary	21,175,479	\$ -	-	-
30003	CVIT	Secondary	151,131,867	\$ 75,566	0.0500	0.0500
30001	NAVIT	Secondary	270,447,588	\$ 135,224	0.0500	0.0500

GILA COUNTY, ARIZONA
Net Assessed Valuations
Tax Levies and Tax Rates
Tax Year 2018 (Fiscal Year 2019-20)

Tax Authority		Purpose	Primary - Secondary	Net Assessed Valuation	Levy Amount	Tax Rate	Total Tax Rate
SCHOOL DISTRICTS							
05005	Young SD #5	Lesser of QTR or DSL/EBTR	Primary	17,840,558	\$ 348,444	1.9531	
05005	Young SD #5	A.R.S. 15-992(F)(1)	Primary	17,840,558	\$ 119,050	0.6673	
05005	Young SD #5	A.R.S. 15-992(F)(2-9)	Primary	17,840,558	\$ 703,061	3.9408	
05005	Young SD #5	Reduction to Maximum Allowable per ARS 42.17151	Primary	17,840,558	\$ (7,065)	(0.0396)	6.5216
05005	Young SD #5	A.R.S. 15-992(B)	Primary	17,840,558	\$ -	-	
55005	Young SD #5	Override	Secondary	17,840,558	\$ -	-	
05012	Pine SD #12	Lesser of QTR or DSL/EBTR	Primary	66,242,400	\$ 989,330	1.4935	
05012	Pine SD #12	A.R.S. 15-992(F)(1)	Primary	66,242,400	\$ 142,487	0.2151	
05012	Pine SD #12	A.R.S. 15-992(F)(2-9)	Primary	66,242,400	\$ 1,962,497	2.9626	
05012	Pine-Strawberry SD #12	A.R.S. 15-992(B)	Primary	66,242,400	\$ 266,228	0.4019	5.0731
55012	Pine SD #12	Override	Secondary	66,242,400	\$ -	-	
05033	Tonto Basin SD #33	Lesser of QTR or DSL/EBTR	Primary	14,242,997	\$ 395,428	2.7763	
05033	Tonto Basin SD #33	A.R.S. 15-992(F)(1)	Primary	14,242,997	\$ 21,778	0.1529	
05033	Tonto Basin SD #33	A.R.S. 15-992(F)(2-9)	Primary	14,242,997	\$ 510,648	3.8944	
55033	Tonto Basin SD #33	Override	Secondary	14,242,997	\$ -	-	6.8236
07001	Globe SD #1	Lesser of QTR or DSL/EBTR	Primary	50,333,505	\$ 1,908,043	3.7908	4.8660
07001	Globe SD #1	A.R.S. 15-992(F)(1)	Primary	50,333,505	\$ 517,328	1.0278	
07001	Globe SD #1	A.R.S. 15-992(F)(2-9)	Primary	50,333,505	\$ 23,858	0.0474	
57001	Globe SD #1	Debt Service	Secondary	50,333,505	\$ -	-	
07010	Payson SD #10	Lesser of QTR or DSL/EBTR	Primary	270,447,588	\$ 10,130,696	3.7459	3.8452
07010	Payson SD #10	A.R.S. 15-992(F)(1)	Primary	270,447,588	\$ 268,554	0.0993	
07010	Payson SD #10	A.R.S. 15-992(F)(2-9)	Primary	270,447,588	\$ -	-	
57010	Payson SD #10	Override	Secondary	270,447,588	\$ 1,369,276	0.5063	
57010	Payson SD #10	Debt Service	Secondary	270,447,588	\$ 3,103,116	1.1474	1.6537
07020	San Carlos SD #20	Lesser of QTR or DSL/EBTR	Primary	2,298,808	\$ -	-	
07020	San Carlos SD #20	A.R.S. 15-992(F)(1)	Primary	2,298,808	\$ -	-	
07020	San Carlos SD #20	A.R.S. 15-992(F)(2-9)	Primary	2,298,808	\$ -	-	
57020	San Carlos SD #20	Debt Service	Secondary	2,298,808	\$ -	-	
57020	San Carlos SD #20	Override	Secondary	2,298,808	\$ -	-	
07040	Miami SD #40	Lesser of QTR or DSL/EBTR	Primary	77,324,075	\$ 2,931,201	3.7908	4.2425
07040	Miami SD #40	A.R.S. 15-992(F)(1)	Primary	77,324,075	\$ 305,507	0.3951	
07040	Miami SD #40	A.R.S. 15-992(F)(2-9)	Primary	77,324,075	\$ 43,765	0.0566	
57040	Miami SD #40	Override	Secondary	77,324,075	\$ 568,487	0.7352	0.7352
07041	Hayden-Winkelman SD #41	Lesser of QTR or DSL/EBTR	Primary	21,175,479	\$ 802,720	3.7908	11.8875
07041	Hayden-Winkelman SD #41	A.R.S. 15-992(F)(1)	Primary	21,175,479	\$ 380,883	1.7987	
07041	Hayden-Winkelman SD #41	A.R.S. 15-992(F)(2-9)	Primary	21,175,479	\$ 1,333,632	6.2980	
57041	Hayden-Winkelman SD #41	Debt Service	Secondary	21,175,479	\$ -	-	
57041	Hayden-Winkelman SD #41	Repay State	Secondary	21,175,479	\$ -	-	
30003	CVIT	Joint Technology District Arrangement	Secondary	151,131,867	\$ 75,566	0.0500	0.0500
30001	NAVIT	Joint Technology District Arrangement	Secondary	270,447,588	\$ 135,224	0.0500	0.0500